

How to get to Delft

When you arrive at Schiphol Airport you need to take a train to Delft. When you exit the arrival area please follow the sign “train” (in Dutch: treinen).

Buying a train ticket at Schiphol airport

For many ticket vending machines you will need a Dutch bank account and -card. However, you can use some machines with inserting coins. It may be easier to buy your train ticket in the “train tickets and services” area. You can find this office following the signs indicating “train tickets and services” opposite the meeting point (a large red-and-white checked cube).

Ask for a single trip to Delft.

Going by train from Schiphol to Delft station








The officer at the ticket window can explain at which platform you will have to take the train to Delft Central Station and where you will have to change trains (either at station “Leiden Centraal” or at “Den Haag Holland Spoor”).

Or take a look at the big blue screen stating the departure information. You can find it opposite the meeting point. The sign indicates the next train going to Delft, and whether you have to change at Leiden Central or Den Haag Hollands Spoor. It also indicates the platform number the train departs from, and the kind of train.

Above the entrances of the escalators to the platforms, you will see a white sign with a blue border, indicating almost the same information as the “departing trains” screen (platform number, kind of train, final destination, intermediate stations and departure time). The same signs you will find on every train station in the Netherlands.

After arriving in Delft

You can walk from the station to the University in about 20 minutes.

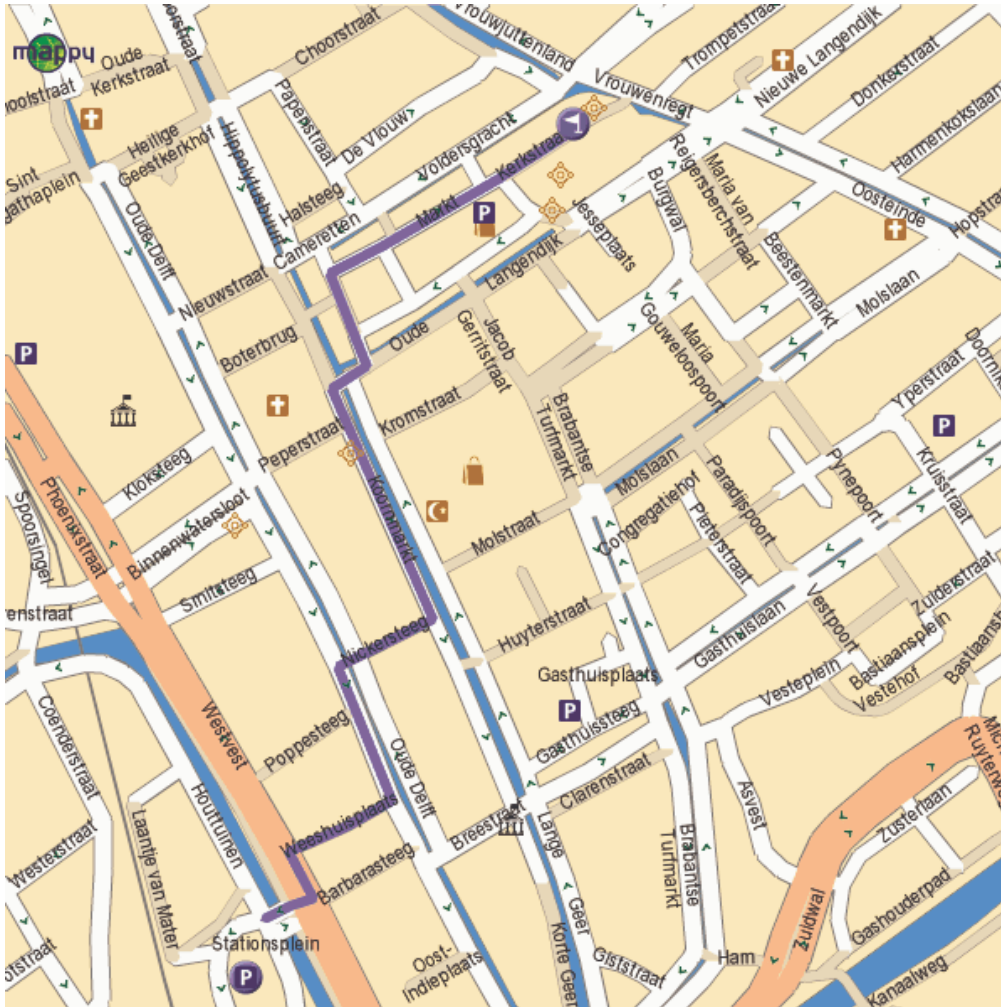
Sum of	Hrs		Your itinerary
0 m	0H00		Station Delft Delft, (Nederland)
			Carry on the Stationsplein [22m]
22 m			Turn right on the Westvest [270m]
290 m	0H04		Turn right on the Zuidwal [43m]
340 m	0H05		Turn left on the Hooikade [150m]
500 m	0H07		Carry on the Zuideinde [360m]
860 m	0H13		Turn left on the Abtswoudsepad [220m]
1 Km	0H16		Turn left on the Abtswoudsepad [31m]
	0H17		Carry on the Jaffalaan [250m]
1 Km	0H21		5 Jaffalaan Delft, (Nederland)



From the station to Hotel Grand Canal

Sum of	Hrs	Your itinerary
0 m	0H00	Station Delft Delft, (The Netherlands)
		Carry on the Stationsplein [31m]
41 m		Turn left on the Westvest [40m]
81 m	0H01	Turn right on the Weeshuisplaats [86m]
160 m	0H02	Turn left on the Oude Delft [100m]
270 m	0H04	Turn right on the Nickersteeg [80m]
350 m	0H05	Turn left on the Koornmarkt [160m]
510 m	0H07	Carry on the Wijnhaven [28m]
540 m	0H08	Turn right on the Oude Langendijk [32m]
570 m		Turn left on the Markt [75m]
640 m	0H09	Turn right on the Markt [140m]

Sum of	Hrs	Your itinerary
790 m	0H12	Carry on the Kerkstraat [61 m]
850 m	0H13	1 Breestraat Delft, (The Netherlands)



We hope you have no trouble finding you way to and in Delft!

Delft University of Technology, Jaffalaan 5, Delft. Tel. +31 15 278 3887.